



# PRODUCT CATALOGUE 2021/22





Our main product line is Ball Valves. We also produce Check valves, Strainers and Flow Indicators. Being a leader manufacturer in Turkey for 43 years. Apart from the Turkish industry, we export our products with pride to Germany, Bulgaria, Serbia, Poland, Croatia, Bosnia-Herzegovina, Greece, Lebanon, Saudi Arabia, Russia, Iran, Egypt, Yemen, Afghanistan, Austria, TRNC, Ukraine, France, Algeria, Morocco, Tunisia, Gabon and so on. We also produce OEM products for some of the most known global brands from Italy, Germany, Austria, etc.

Our products have been installed throughout the world, handling a wide variety of applications in the Gas, Oil, Refining, Chemical, Food, Power Generation and Pipeline Transmission industries.

We have been emphasizing R&D department and always expanding our product line serving the needs of our customers. We have most of the Industrial valve manufacturing certificates, including;

ISO 9001: 2015, API 6D "0695", TSE, TS 9809, TSE EN 331, TSE 3148, TSE TS 16767, TSE TS 11494, TOV SOD CE 0036, TOV IT 18 ATEX 056 AR, TA LUFT, EN 14432, API 6FA FIRE SAFE, API 607, FIRE SAFE, ISO 10497 FIRE SAFE, EAC-1, EAC-2, ROS TEKHNADZOR, TH 02, HYGIENE, GAS, GAZMER, EGAS, BELARUS





### API 6D SPLIT BODY FLOATING/TRUNNION BALL VALVE

<b>DIMENSIONS</b>	ASME B 16.10 (1/2" - 24")
<b>CONNECTIONS</b>	ASME B 16.5, ASME B 16.25, ASME B 1.20.1
<b>WORKING PRESSURE</b>	CLASS 150 (PN 20), CLASS 300 (PN 50), CLASS 600 (PN 100), CLASS 900 (PN 150), CLASS 1500 (PN 250), CLASS 800 Lbs (PN 55), CLASS 2500 (PN 420)
<b>WORKING TEMPERATURE</b>	-29 °C / .+180 °C
<b>USAGE AREAS</b>	Natural Gas, LPG-LNG, Fuel-Oil, Pressurized Air and Other Gases etc.



### API 6D DOUBLE BLOCK AND BLEED (DBB ) BALL VALVE

<b>DIMENSIONS</b>	ASME B 16.10 (1/2" - 12")
<b>CONNECTIONS</b>	ASME B 16.5
<b>WORKING PRESSURE</b>	CLASS 150 (PN 20), CLASS 300 (PN 50), CLASS 600 (PN 100), CLASS 900 (PN 150), CLASS 1500 (PN 250), CLASS 2500 (PN 420)
<b>WORKING TEMPERATURE</b>	-29 °C / .+180 °C
<b>USAGE AREAS</b>	Natural Gas, LPG-LNG, Fuel-Oil, Pressurized Air and Other Gases etc.



### API 6D PIG BALL VALVE LAUNCHER AND RECEIVER

<b>DIMENSIONS</b>	RUBBEX SPECIAL (2" - 20")
<b>CONNECTIONS</b>	ASME B 16.5
<b>WORKING PRESSURE</b>	CLASS 150 (PN 20), CLASS 300 (PN 50), CLASS 600 (PN 100), CLASS 900 (PN 150), CLASS 1500 (PN 250)
<b>WORKING TEMPERATURE</b>	-29 °C / .+180 °C
<b>USAGE AREAS</b>	Natural Gas, LPG-LNG, Fuel-Oil, Pressurized Air and Other Gases etc.



### API 6D FULLY WELDED BALL VALVE

<b>DIMENSIONS</b>	ASME B 16.10 (2" - 24")
<b>CONNECTIONS</b>	ASME B 16.5, ASME B 16.25, DIN EN 1092-1
<b>WORKING PRESSURE</b>	CLASS 150 (PN 20), CLASS 300 (PN 50), CLASS 600 (PN 100)
<b>WORKING TEMPERATURE</b>	-29 °C / .+180 °C
<b>USAGE AREAS</b>	Natural Gas, LPG-LNG, Fuel-Oil, Pressurized Air and Other Gases etc.



### BURAK TYPE WAFLER MONO-BLOCK BALL-VALVE

<b>DIMENSIONS</b>	RUBBEX SPECIAL
<b>CONNECTIONS</b>	EN 1092, ASME B 16.5
<b>WORKING PRESSURE</b>	PN 16 - 40, CLASS 150(PN 20), CLASS 300(PN 50)
<b>WORKING TEMPERATURE</b>	-30 °C / +250 °C
<b>USAGE AREAS</b>	Natural Gas, LPG-LNG, Fuel-Oil, Pressurized Air and Other Gases, Asphalt, Good and Chemical Ind.




### NATURAL GAS BALL VALVE

<b>DIMENSIONS</b>	TS EN 331, TS 9809, EN 558
<b>CONNECTIONS</b>	EN 1092 - 1 / 2, EN 10226-1
<b>WORKING PRESSURE</b>	PN 16-40, MOP 5-20
<b>WORKING TEMPERATURE</b>	-30 °C / .+180 °C
<b>USAGE AREAS</b>	Natural Gas, LPG-LNG, Fuel-Oil, Pressurized Air and Other Gases etc.



### EU BALL VALVE

<b>DIMENSIONS</b>	EN 558, RUBBEX SPECIAL
<b>CONNECTIONS</b>	EN 1092-1, EN 10226-1
<b>WORKING PRESSURE</b>	PN 16 - 25 - 40
<b>WORKING TEMPERATURE</b>	-30 °C / +180 °C
<b>USAGE AREAS</b>	Natural Gas, LPG-LNG, Fuel-Oil, Pressurized Air and Other Gases etc.



### STEEL BALL VALVE

<b>DIMENSIONS</b>	RUBBEX SPECIAL, EN 558, EN 558 / DIN 3202 F4-F5, TS EN 12982, ASME B 16.10
<b>CONNECTIONS</b>	EN 1092-1, EN 10226-1, ASME B 16.25, ASME B 16.11
<b>WORKING PRESSURE</b>	PN 16 - 40, PN 64 - 100, PN 150
<b>WORKING TEMPERATURE</b>	-30 °C / .+180 °C
<b>USAGE AREAS</b>	Water, Hot Water, Steam, Pressurized Air



### HIGH PRESSURE EUROPEAN NORM BALL VALVE

<b>DIMENSIONS</b>	RUBBEX SPECIAL, EN 558
<b>CONNECTIONS</b>	EN 1092-1, EN 10226-1
<b>WORKING PRESSURE</b>	PN 64, PN 100, PN 150
<b>WORKING TEMPERATURE</b>	-30 °C / .+180 °C
<b>USAGE AREAS</b>	Water, Hot Water, Steam, Pressurized Air



### CAST IRON WATER BALL VALVE

<b>DIMENSIONS</b>	TS 3148 / EN 558, EN 10226-1
<b>CONNECTIONS</b>	EN 1092-2
<b>WORKING PRESSURE</b>	PN 6, PN 10, PN 16, PN 25
<b>WORKING TEMPERATURE</b>	-10 °C / .+180 °C
<b>USAGE AREAS</b>	Water, Hot Water, Steam, Pressurized Air



### 3 WAY BALL VALVE

<b>DIMENSIONS</b>	RUBBEX SPECIAL, EN 558
<b>CONNECTIONS</b>	EN 1092 - 1, EN 10226-1
<b>WORKING PRESSURE</b>	PN 16 - 40
<b>WORKING TEMPERATURE</b>	-20 °C / .+180 °C
<b>USAGE AREAS</b>	Water, Hot Water, Steam, Pressurized Air



### JACKET BALL VALVE

<b>DIMENSIONS</b>	RUBBEX SPECIAL, EN 558
<b>CONNECTIONS</b>	EN 1092 - 1, EN 10226-1
<b>WORKING PRESSURE</b>	PN 16 - 40
<b>WORKING TEMPERATURE</b>	+180 °C
<b>USAGE AREAS</b>	Asphalt, Good ang Chemical Ind.



### CHECK VALVE

<b>DIMENSIONS</b>	RUBBEX   SPECIAL, EN 558
<b>CONNECTIONS</b>	EN 1092-1, EN 1092-2, EN 10226-1, İKİ FLANŞ ARASI UYGULAMA
<b>WORKING PRESSURE</b>	PN 16 - 40
<b>WORKING TEMPERATURE</b>	-10 °C / .+300 °C
<b>USAGE AREAS</b>	Water, Hot Water, Steam, Pressurized Air, Gases



### STRAINER (FILTER)

<b>DIMENSIONS</b>	TS 11494 / EN 558, ASME B 16.10
<b>CONNECTIONS</b>	EN 1092 - 1 / 2, ASME B 16.5
<b>WORKING PRESSURE</b>	PN 16 - 25 - 40, CLASS 300 (PN 50)
<b>WORKING TEMPERATURE</b>	-10 °C / .+400 °C
<b>USAGE AREAS</b>	Water, Hot Water, Steam, Non-Flammable Gases, Natural Gas, LPG-LNG, Fuel-Oil, Pressurized Air and Other Gases etc.



### FLOW INDICATOR

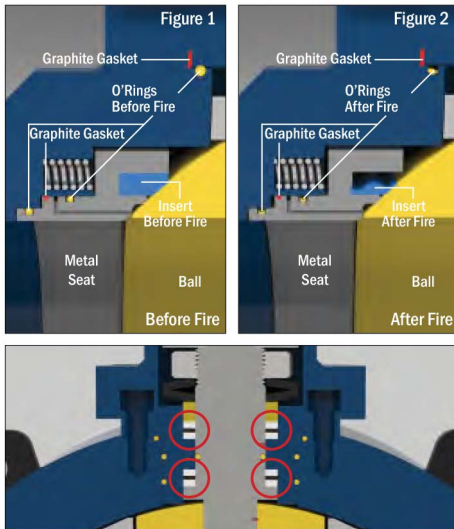
<b>DIMENSIONS</b>	RUBBEX   SPECIAL, EN 558
<b>CONNECTIONS</b>	EN 1092-1, EN 1092-2, EN 10226-1
<b>WORKING PRESSURE</b>	PN 16 - 40
<b>WORKING TEMPERATURE</b>	-10 °C / .+180 °C
<b>USAGE AREAS</b>	Water, Good, Chemical, Air and Other Gases



### NEEDLE VALVE

<b>DIMENSIONS</b>	RUBBEX SPECIAL, EN 558
<b>CONNECTIONS</b>	EN 1092-1, EN 10226-1
<b>WORKING PRESSURE</b>	PN 250
<b>WORKING TEMPERATURE</b>	-40 °C / .+250 °C
<b>USAGE AREAS</b>	Water, Hot Water, Steam, Pressurized Air

## FIRE- SAFE DESIGN \*




### FIRE SAFE DESIGN WITH SECONDARY METAL SEAT

Rubbex ball valves have been subjected to fire tests in accordance with API 6Fa and ISO 10497 standards. Regardless of the soft seat material, they will likely be damaged when exposed to fire conditions. Rubbex offers a fire resistant design that can greatly prevent leaks from seals when valves are damaged by fire. The functions of the bearings before and after the fire test are as shown. If Teflon and O'ring materials are damaged, a metal-to-metal seal is formed between the secondary metal seat and the ball. The slot-to-body graphite seals, graphite body seals, and graphite gasket end caps are designed to withstand high temperature and will remain undamaged. (Figures 1 and 2)

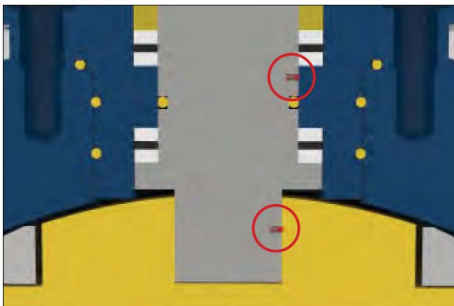
Burgman gaskets used in the stem, on the other hand, serve as a sealing function during fire, ensuring that the stem parts of our valves are fire resistant and complement the Fire Safe feature.

## ANTI-BLOWOUT DESIGN



Our Ball valves are designed and manufactured in such a way that when the movement shaft holders and seals are removed, it will not be possible for the stem to go out of the valve due to the effect of pressure, as described by the standards. The stem is designed with a wide lower flange. In this way, the body cover part prevents the stem from dislodging and prevents a possible explosion. This feature allows the shaft seal to be replaced even when the valve is under pressure.


## ANTI-STATIC DESIGN



Ball Valves used in flammable and combustible fluid circuits such as petrol, LPG, LNG must be protected against static electricity. The spring and ball used in the stem ensure that any static electricity that may occur is grounded to the pipeline. In this way, the electrostatic charge that may occur on the ball is prevented.

Rubbex Ball Valves are designed and manufactured in accordance with these requirements.


## DRAIN & VENT DESIGN \*



Rubbex ball valves are produced with drain and vent discharge outlets designed in accordance with the connection sizes described by the standards. When the valves are brought to the closed position, drain and vent outlets can be used to safely discharge the pressurized fluid or gas remaining in the body.


(\*) Specify when ordering.

## HIGH PRESSURE – LOW PRESSURE SEALING DESIGN \*



The sealing performance of the ball valves at higher pressures are more important than at low pressures. At high pressures, sealing is ensured by forming a good contact between the sealing ring and the ball surface with the effect of the fluid pressure applied from the back surface of the Sealing seat ring. When the pressure behind the ring reaches a low value, this contact force decreases. In this case, the spring force supporting the seat ring ensures enough force is applied so the contact between the sealing ring and the ball surface and the sealing function are maintained.

## SEAT RING DESIGN \*



SEAT RING BALL  
SEAT MATERIAL



SEAT RING BALL  
SEAT MATERIAL



SEAT RING BALL  
SEAT MATERIAL



SEAT RING BALL  
SEAT MATERIAL

TCC coated


### SEAT MATERIAL TYPES

- PTFE STANDARD SEAT
- RPTFE GLASS REINFORCED SEAT
- PPTFE GRAPHITE SEAT
- PEEK
- DEVLON

### SEAT RING TYPES

- STANDARD SEAT RING
- METAL TO METAL SEAT RING

## DOUBLE BLOCK AND BLEED DESIGN (DBB)




The Double Block and Bleed (DBB) feature is offered in both seat ring configurations (SPE and DPE). When the valve is in the closed position, the pressure is blocked in the body cavity by the pressure activated seat rings on both sides. Body cavity pressure can then be relieved by drain or vent.

Double Block and Bleed Design Description: A single valve with two seat ring surfaces has the feature of sealing on both sides of the valve when in closed position. It enables to release the pressure in the body cavity with vent and or drain.

(\*) Specify when ordering.

## PISTON EFFECT (SPE,DPE)



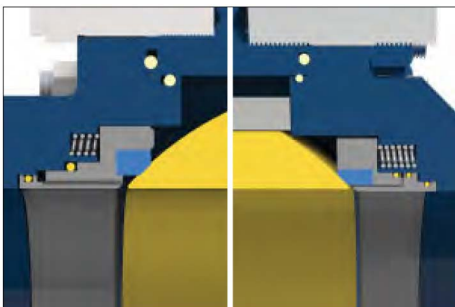
### SINGLE PISTON EFFECT (SPE)

This is the standard seat type. When pressure is applied on both sides, SPE-SPE seats are pushed towards the ball with the effect of a piston, providing a tight closing and sealing. If the pressure in the stem cavity rises above the pressure on either side of the line while the valve is in the closed position, the seat on that side will be pushed back and the in-shell pressure will be released to the low pressure side of the line. Due to this feature, SPE type seats are also called “Self pressure relieving”, which releases high pressure by itself. Typical Fields of Application: Pipeline ball valves in fluid services where the pressure increase in the body cavity due to temperature changes is required.



### DOUBLE PISTON EFFECT (DPE) \*

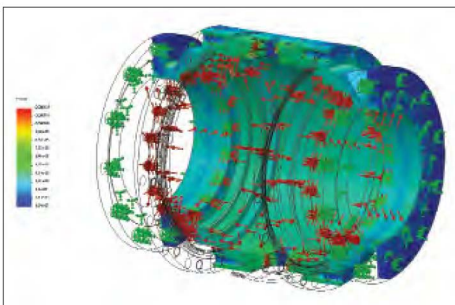
It is an optionally available seat type. DPE seats, whether the pressure comes from the valve body cavity or from the upper or lower side of the pipeline; In both cases, it is designed to be pushed towards the sphere by the piston effect. DPE seated valves do not automatically relieve pressure in the body cavity. For this reason, the use of a drain valve is recommended in fluid services. Typical application areas; where it is necessary to create an additional safety barrier between the upstream and downstream sides and where maintenance of the seats is not envisaged. It is also recommended for valves with welded body.



### SINGLE PISTON - DOUBLE PISTON EFFECT (SPE-DPE) \*

On the upstream side of the line, the SPE seat provides self-pressure relief. On the downstream side, the DPE seat provides a double barrier in case the upstream seat is damaged. This configuration includes a preferred installation direction with the SPE seat facing up. With SPE-DPE configurations, the cavity pressure evacuation always takes place via the SPE seat side. Typical application areas: Riser valves, Pig launchers / receivers. The DPE seat provides double insulation to the Pig trap and also allows the body cavity to be automatically relieved if pressure builds up.

## COMPUTER AIDED DESIGN



Rubbex Valve designs its products using sophisticated computer-aided design application software. It uses finite element analysis methods to analyze the structural integrity of its designs under real life application conditions. This allows product designs to be optimized and guarantees high strength. As every valve produced passes physical tests, it enables us to offer quality, faultless, leak free, competitive products to the customer and to create more customer satisfaction in general.

## CONNECTION TYPES \*

### MANUAL CONNECTION TYPES

LEVER  
T LEVER  
GEAR BOX

### MANUAL CONNECTION TYPES

PNEUMATIC ACTUATOR  
HYDRAULIC ACTUATOR  
ELECTRIC ACTUATOR

(\*) Specify when ordering.

# Global Foot Prints

---

## **RBK International Gulf LLC**

## **UNITED ARAB EMIRATES**

 P.O.Box: 124401 20th Floor, Aspin Commercial Tower, Sheikh Zayed Road, Dubai, United Arab Emirates

---

## **RBK International (SG) Pte Ltd**


## **SINGAPORE**

 10 Anson Road, #22-02 International Plaza Singapore 079903.

---

## **PT RBK International Indonesia**

## **INDONESIA**

 GD Menara Rajawali, Lt Ji. Mega Kuningan Lot 5.1 Kawasan Mega Kuningan Timur Setiabudikakarta, Sekata Jakarta, Indonesia 12950.

---

## **RBK International (UK) Ltd**

## **UNITED KINGDOM**

 Kemp House 160 City Road Central London EC1V 2NX.

---

## **RBK Industries Limited**

## **INDIA**

 114 Platinum Square Near Hyatt Regent Viman Nagar Pune, Maharashtra India

---

## **RBK International (Canada) Ltd.**

## **CANADA**

 517-45th A Street Saskatoon, SK S7K 0W6 Canada.

---

## **RBK International Netherlands B.V.**

## **NETHERLANDS**

 Gustav Mahlerplein 2, 1082 MA, Amsterdam The Netherlands

---

## **RBK International (Australia) Pty Ltd**


## **AUSTRALIA**

 66 Bermbing Street The Ponds NSW 2769 Sydney, Australia.

---

## **RBK International Benin SARL**

## **BENIN**

 Littoral, Cotonou 11th Arrondissement, Gbgamey TF 535, A Maison Yamadjako Immaculee.

---



**Get in touch now**

---

**Phone :** +6281283571145

**Gmail :** sales@rubbexconveyors.com

**Address :** Mega Kuningan Lot 5.1,  
Jakarta, Indonesia 12950.

**[www.rubbexconveyors.com](http://www.rubbexconveyors.com)**